

# Protecting Consumer Privacy from Electric Load Monitoring (CCS '11)

Stephen McLaughlin, Patrick McDaniel, William  
Aiello

Presented By: Saad Hussain

# Overview

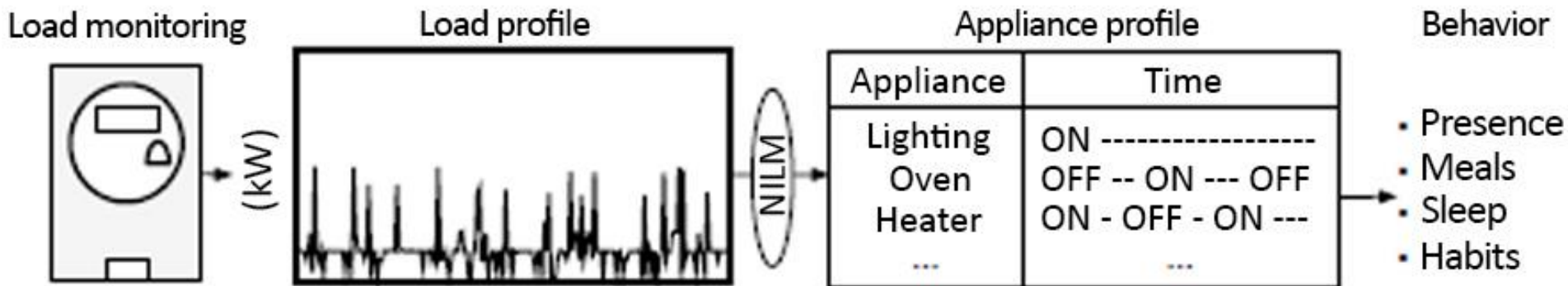
- Proposed a system which masks detailed energy profiles of homes by charging and discharging a battery to smooth the variance in energy usage recorded by Smart Meters.

# Background

- Smart Meters use sensors to collect and report load profiles.
- Load profiles are histories of energy usage.
- Non-Intrusive Load Monitoring (**NILM**) algorithms expose occupant behavior from these profiles.

# NILM Algorithms

- Decompose load profiles into *appliance profiles* based on known signatures.
- Pairs of symmetric ON/OFF “sister” features indicate appliance usage

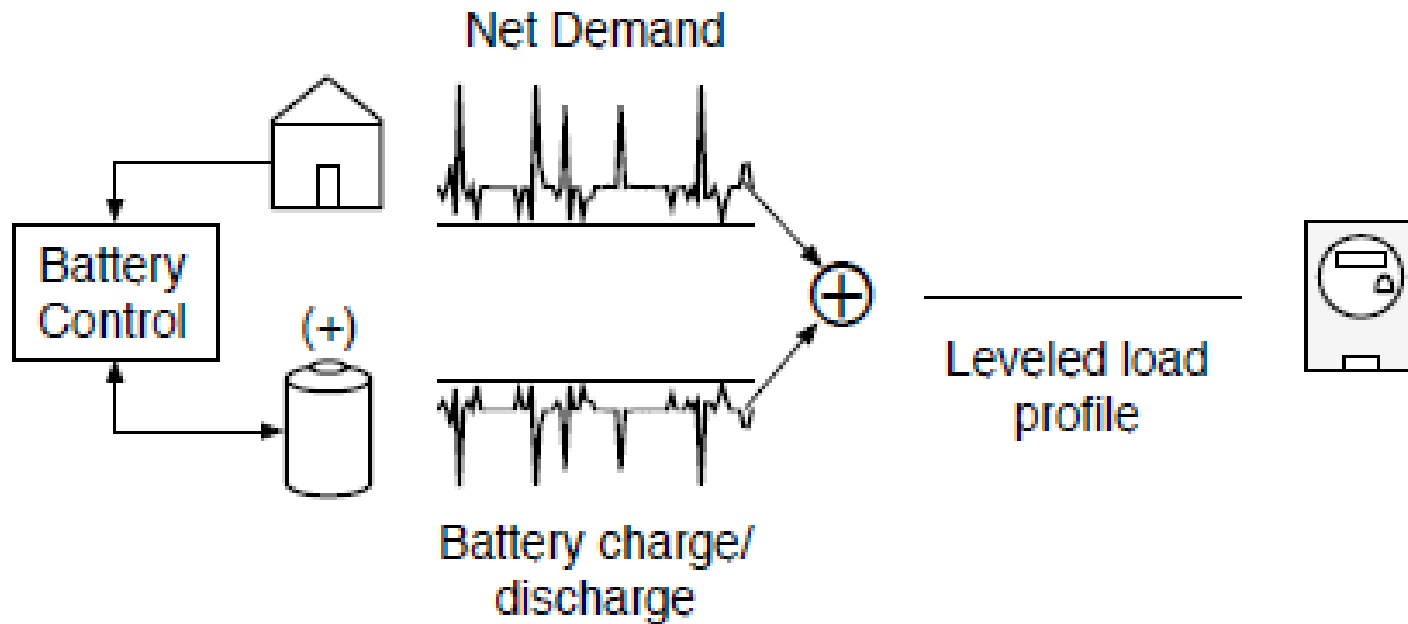


- Goal
  - Protect consumer privacy.
- Constraints
  - Energy usage must be accurately reported.
  - Solution should not require changing the metering infrastructure.

# Non-Intrusive Load Leveling (NILL)

- A *battery* and *control system* are placed between the smart meter and circuit breaker.
- Spikes and dips in usage are offset by (dis)charging the battery.
- As a result, the load observed by the meter is smoothed.

# Ideal example of NILL



**Figure 1: Idealized non-invasive load leveling (NILL).**

# NILL Battery

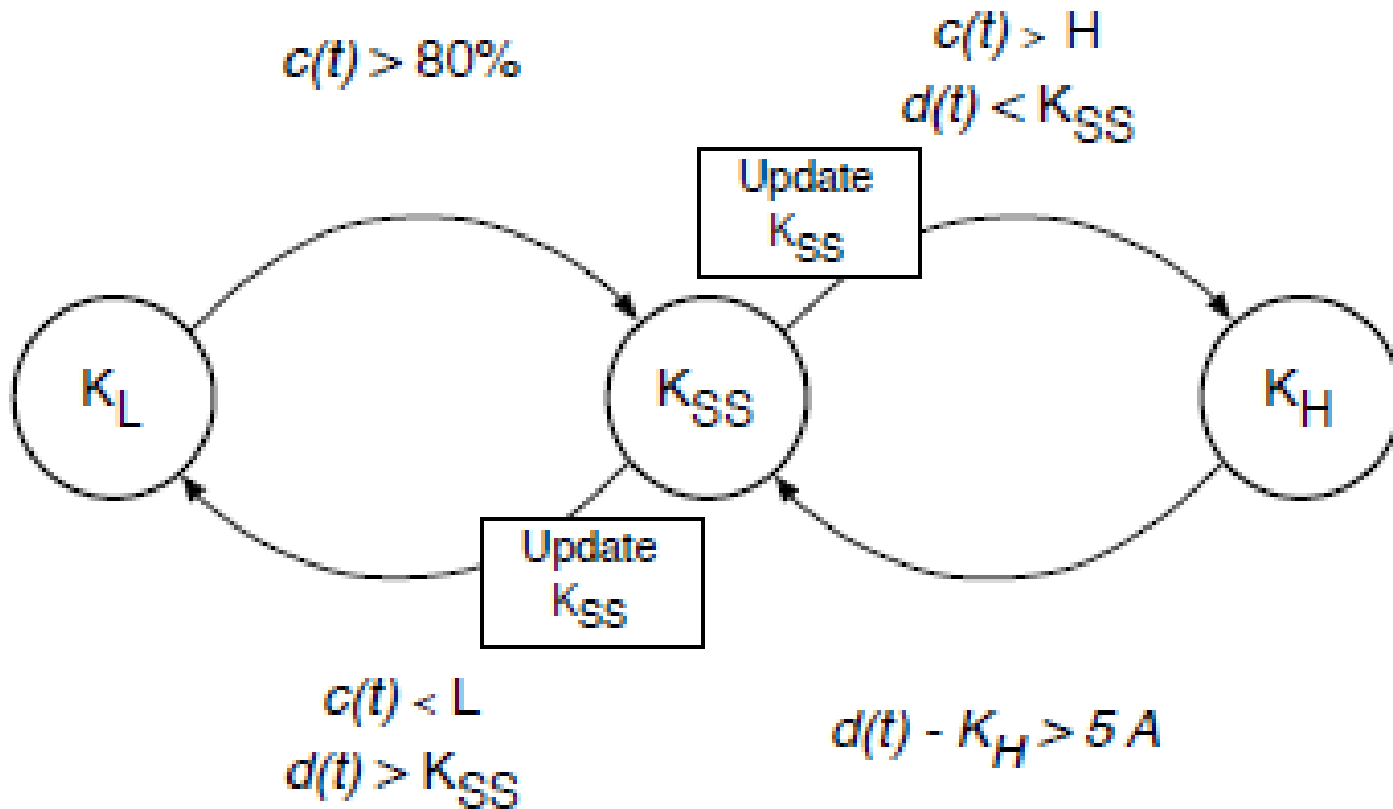
- Special *deep-cycle* batteries are required.
- Should not be discharged below 20%.
- 10 batteries connected in series would be required for a real life setup of 120V.
- Approximate cost: \$1000.



# NILL Controller

- Attempts to maintain a steady state target load  $K_{SS}$ .
- Battery can go into special low ( $K_L$ ) or high ( $K_H$ ) states which requires adjustment by the controller.
- In the special states, alter  $K_{SS}$  to allow battery to recover while still masking events.

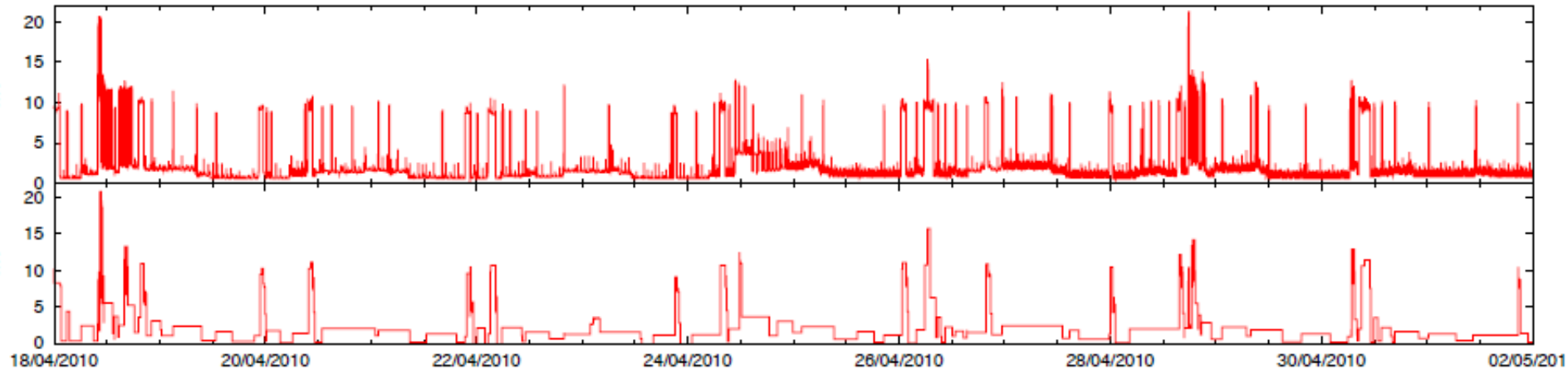
# NILL Controller



# Testing

- Real load profiles were collected from 4 homes over a period of 1-2 months.
- Granularity of the profiles was 1 second.
- A detailed NILL system **simulation** was carried out, based on this data.

# Testing



Top: The net load (d) consumed by T1 between Apr. 18 and Apr 30. Bottom: The same load under the simulated NILL system with a 50Ah battery (u).

# Results

Residence	Non-NILL	NILL	Change
<b>Total Features</b>			
H1	1047099	61793	-94.10%
H2	286960	20713	-92.78%
A1	430214	24893	-94.21%
T1	384847	33413	-91.32%
<b>Features per hour</b>			
H1	358	21	-94.10%
H2	199	14	-92.79%
A1	289	16	-94.21%
T1	277	24	-91.32%
<b>Sister feature pairs</b>			
H1	340986	10552	-96.91%
H2	110994	4735	-95.73%
A1	176540	6030	-96.58%
T1	147982	8120	-94.51%

# Residual Features

- Any feature that appears in both the NILL trace and original profile.
- Can be due to NILL being in a low state.
- Or because the load was very heavy (e.g. using a microwave).

<b>Residence</b>	<b>Features</b>	<b>Sisters</b>	<b>Residual Features (%)</b>	<b>Residual Sisters (%)</b>
H1	1047099	340986	35969 (3.4%)	5526 (1.6%)
H2	286960	110994	13230 (4.6%)	3112 (2.8%)
A1	430214	176540	15556 (3.6%)	3648 (2.0%)
T1	384847	147982	30861 (8.0%)	7640 (5.1%)

# Final Result

- Number of useful features revealed went down from hundreds or even thousands to around a handful.

<b>Residence</b>	<b>Sister features</b>	<b>Per Day</b>
H1	359 (0.11%)	5.9
H2	33 (0.03%)	1.1
A1	93 (0.05%)	3.1
T1	128 (0.09%)	4.4

# Cost Reduction per Month

- Some amount of the peak load is shifted into off-peak hours due to the battery.
- Electricity is cheaper in off-peak hours.

<b>Residence</b>	<b>O&amp;R</b>	<b>Ont.</b>	<b>PG&amp;E</b>
H1	\$8.94 (2.09%)	\$11.11 (2.00%)	\$18.67 (1.81%)
H2	\$2.49 (5.16%)	\$3.78 (4.27%)	\$6.17 (4.28%)
A1	\$3.41 (3.37%)	\$4.96 (3.81%)	\$10.22 (4.67%)
T1	\$2.67 (2.53%)	\$3.72 (2.97%)	\$6.92 (2.62%)



# Discussion Questions

- What are the key contributions of this paper?
- Is NILL likely to be implemented, given its massive initial cost (~\$1000 just for the batteries)? Also, considering the batteries only last for 1-2 years?
- Can NILL be circumvented?
- Is the energy efficiency / consumer cost aspect of NILL really significant?